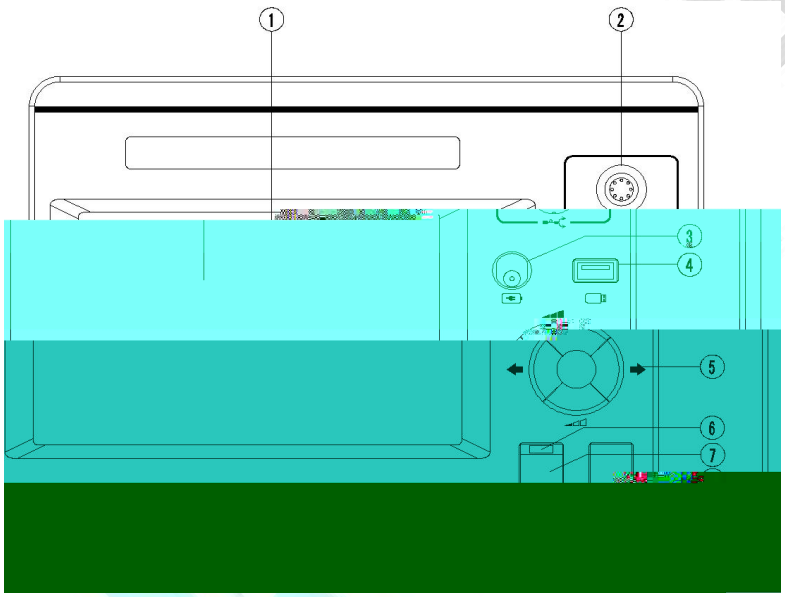
1
2
3
4
5
6
7

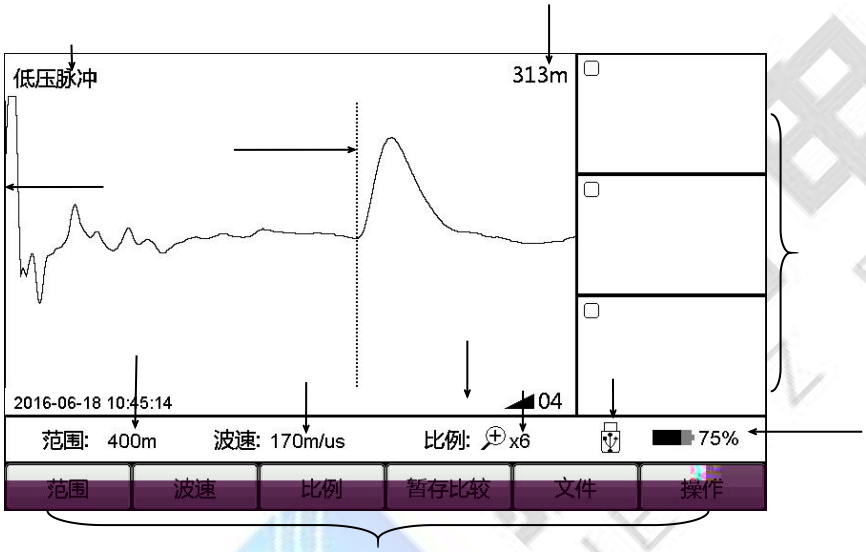
低压脉冲
313m
2016-06-18 10:45:14
04
范围: 400m
波速: 170m/us
比例: x6
75%
范围
波速
比例
暂存比较
文件
操作

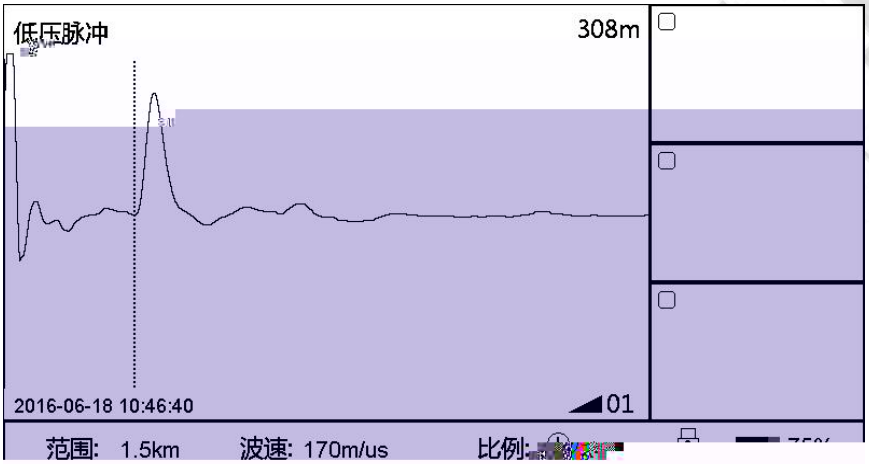
低压脉冲
308m
2016-06-18 10:46:40
01
范围: 1.5km
波速: 170m/us
比例:

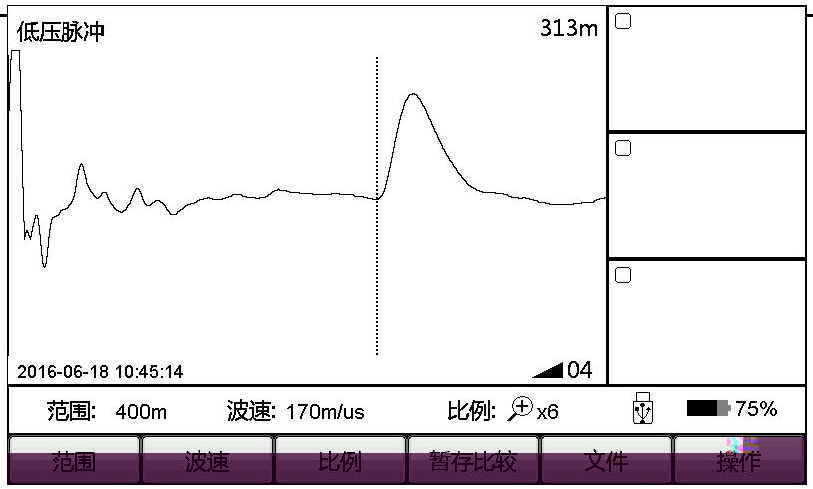
低压脉冲
313m
2016-06-18 10:45:14
04
范围: 400m
波速: 170m/us
比例: x6
75%
范围
波速
比例
暂存比较
文件
操作


308m
25km
50km
波速：170m/us

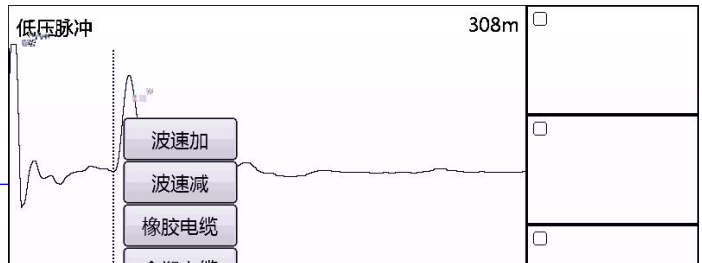
低压脉冲
308m
波速加
波速减
橡胶电缆

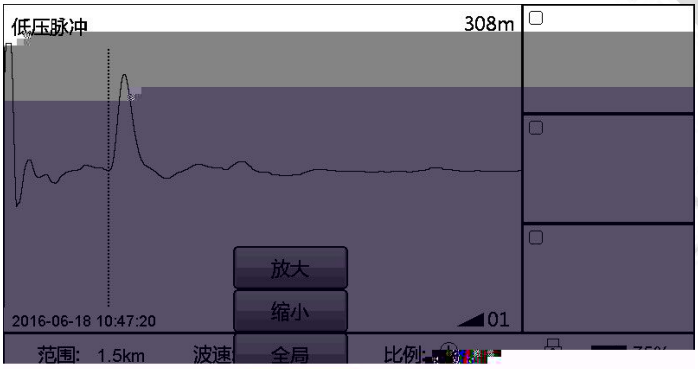
低压脉冲
308m
放大
缩小
全局
2016-06-18 10:47:20
01
范围: 1.5km
波速
比例:





赫兹电力
HERTZ POWER

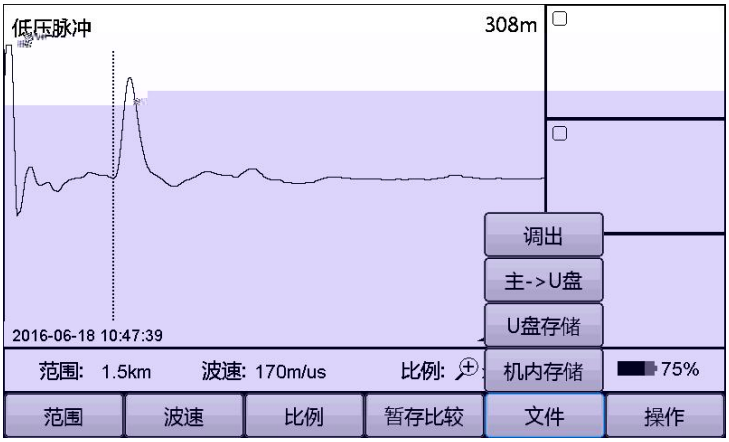
低压脉冲
308m
调出
主->U盘
U盘存储
2016-06-18 10:47:39
范围: 1.5km
波速: 170m/us
比例:
机内存储
75%
范围
波速
比例
暂存比较
文件
操作

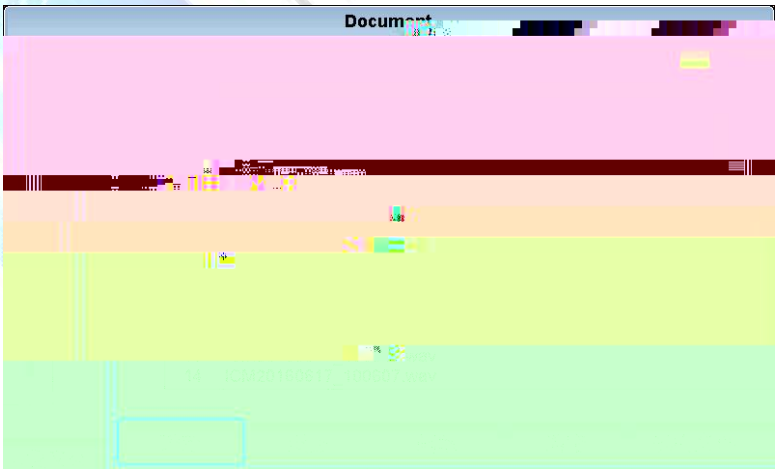

设置
退出
脉冲电流延时 000 us
多次脉冲延时1 0100 us
多次脉冲延时2 0500 us
日期时间设置
2016 - 06 - 18 10 : 52
设置时间
Keyboard
0100
7 8 9 123
4 5 6 EN
1 2 3 <-
0 . - OK


点击屏幕2点，完成

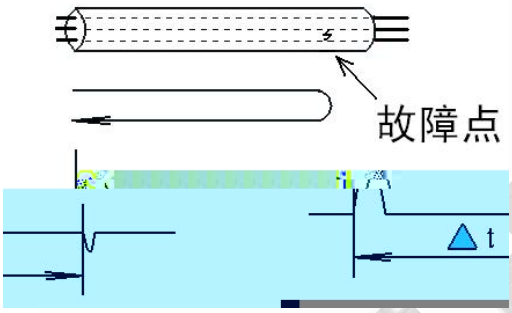

$= \frac{}{2}$

$= \frac{(z_i - z_c)}{(z_i + z_c)}$

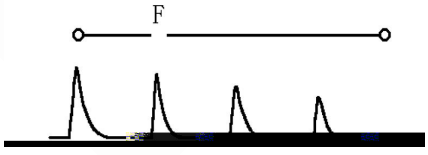

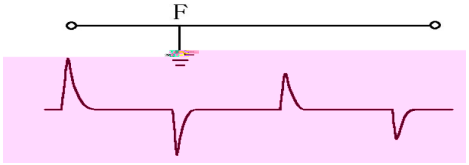

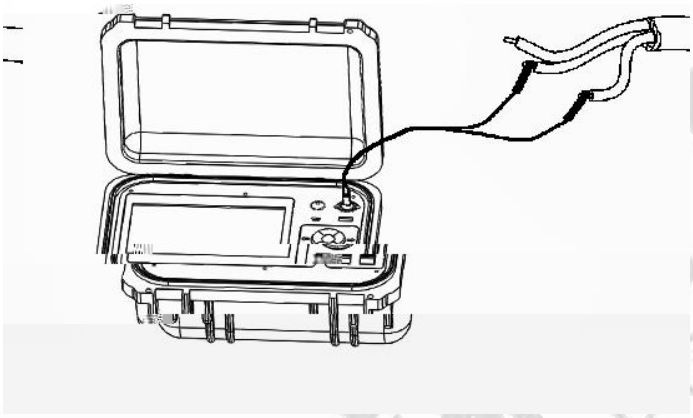

3-3-1

-
-
-
-

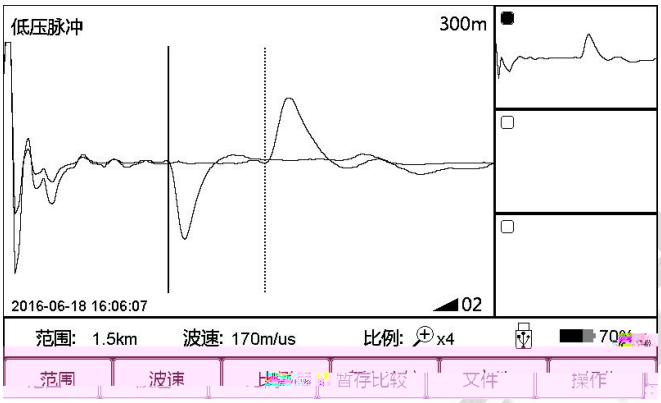
低压脉冲
300m
2016-06-18 16:06:07
02
范围: 1.5km
波速: 170m/us
比例: x4
70%
范围
波速
比
暂存比较
文件
操作

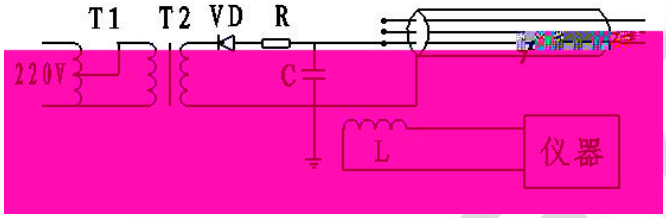
T1
T2
VD
R
220V
C
L
仪器

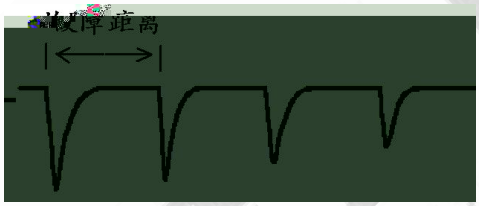
放焊距离

T1
T2
VD
R
C

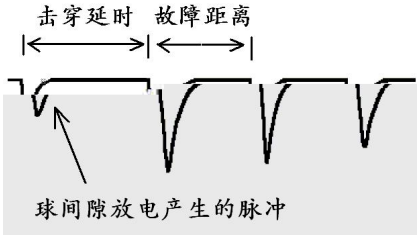
击穿延时
故障距离
球间隙放电产生的脉冲


故障电缆

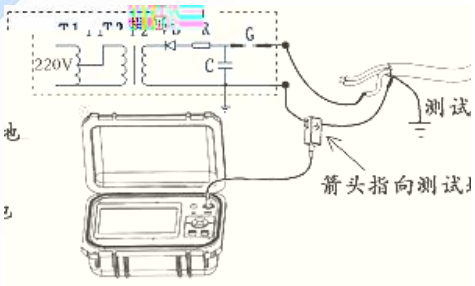
220V
C
测试
箭头指向测试

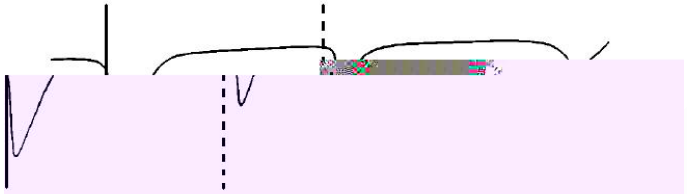

(a) 较理想的直闪法波形

影响。造

电感

4-3-3

间隙脉冲

间隙脉冲在全长两端多次反射

赫兹电力 HERTZ POWER

-
-
-
-
-
  -



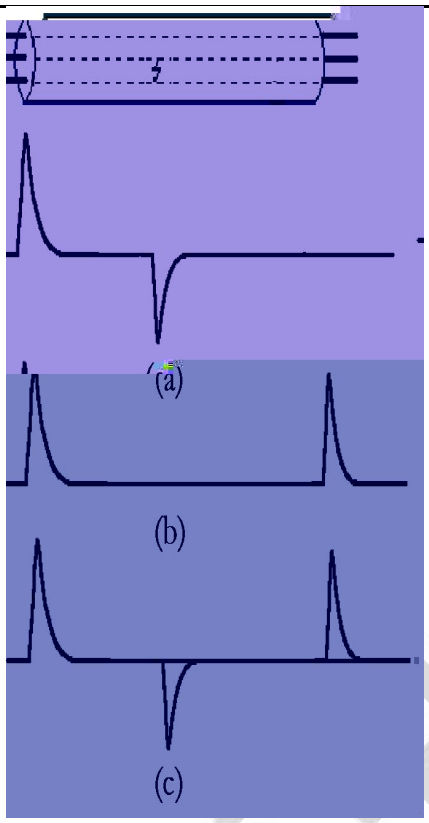
(a)
(b)
(c)

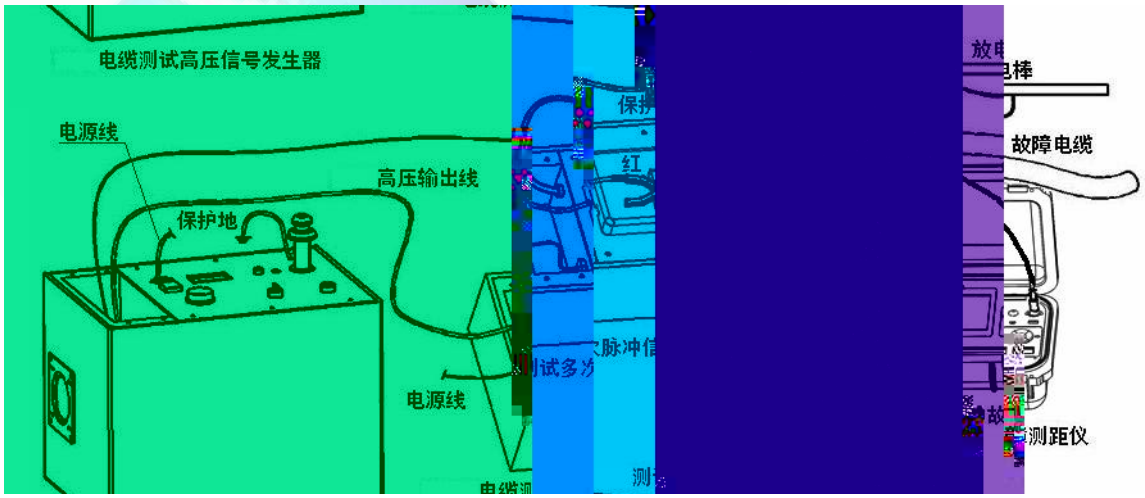
电缆测试高压信号发生器
电源线
高压输出线
保护地
电源线
故障电缆
测距仪

-
-
-
-
-

-
-
-

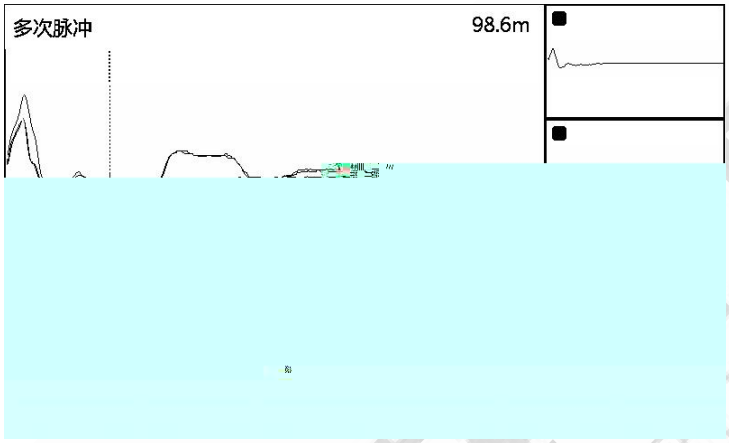
多次脉冲
98.6m